

SYLLABUS FOR CLASS IV (2022-2023)

SUBJECT ENGLISH

Prescribed book: [Communicate with Cambridge] CAMBRIDGE

Grammar: {English Grammar and Composition} PP Publications


Note: 1: Lesson by MCB to be done thoroughly question answer from in between the lesson can be asked.

2: Exercises are at the back of the lessons to be done thoroughly.

3: Comprehension Passage (At the end of the Grammar Book) is for practice only.

Month	No. of teaching periods	Chapter no.	Chapter's Name	Learning by doing
April	8	MCB L- 1	The House with the Golden Windows (Q/Ans + B/Ex.)	Speaking Skill Show and Tell – Students are asked to bring to school an object to show (for e.g. any toy) and tell about?
	3	Poem Grammar	Topsy-Turvy Land (Q/Ans + B/Ex.)	Writing Skill <ul style="list-style-type: none">● Comprehension L- 25 grammar● Picture description (Any Season)
	1	L-1	The Alphabetical Order	Life skills <ul style="list-style-type: none">● Students will learn the moral value- “Hard work is the key to success.”
	3	L-2	The Sentence	-Role play on our “HELPERS”
	2	L-3	Parts of a Sentence	
	5	L-4	Kinds of Sentences	

May	8	MCB L-2	My Early Home Q/Ans + Book Exercise]	<p>Life skills? Students will learn the importance of “PUNCTUALITY” through making of a time table.</p>
	2	Grammar L-6	Interrogative Sentences Nouns	<p>Speaking Skill “Speak, share and be explorative”- Describe a picnic spot you have ever been with your family.</p>
	2	L-7	Nouns: Number, Countables and Uncountables	<p>Activity Prepare a noun tree and mention the types of noun with example.</p>
	4	L – 5		<p>Writing Skill</p> <ul style="list-style-type: none"> ● Comprehension ● Paragraph writing - The aim of my life -My ideal in life (parents, teachers, leaders etc..)
July	3	MCB L-3	The Most Important Day [Only for reading]	<p>Creative Skills Prepare a pocket dictionary for the phrasal verbs(maximum 15)</p>
	6	L-4	Dragon Rock [Q/Ans + Book Exercise]	<p>Writing Skills</p> <ul style="list-style-type: none"> ● Notice Writing (Lost and found) ● Introduction of Formal letter.(Write a letter to the principal of your school asking permission for

				leave due to high fever)
	2	Grammar		ACTIVITY
	3	L -8	Negative Sentences	Pronouns
	5	L-9	The Nouns: Gender	
	3	L-10	Pronouns: Different kinds of Pronouns	-Prepare a paper flower for PRONOUN
	3	L-14	Articles-‘A’, ‘An’ and ‘The’	Requirements: 1.colourful origami sheets 2.scissors 3.sketch pens 4. glue, fevistick 5. A4 sized paper
August	3	MCB Poem	The Tease [Q/Ans + Book Exercise]	Creative Writing - Slogan Writing (Save Earth – Water, pollution , 3Rs Reuse,Reduce,Recycle)
	2	L-5	Humpty Dumpty and Alice (Reading + Role play)	Writing Skill
	2	Grammar L-11	Use of Apostrophe	<ul style="list-style-type: none"> ● Comprehension ● Slogan Writing (OUR SAVIOURS) ● Formal letter: Write an application to the principal of your school for fee concession
	3	L-12	Adjectives: Kinds of Adjectives	
	3	L-13	Adjectives: Comparisons	
September		TERM 1	REVISION	

October	8	MCB L-6	Irah Becomes a Flower Gardener [Q/Ans + Book Exercise]	Writing Skill <ul style="list-style-type: none"> ● Diary entry about your daily routine. ● Picture description (refer to page no 138 and 139 of grammar book) ● Notice Writing - Found
	3	Poem	The Rum Tum Tugger (Reading+ Activity)	
	5	Grammar L-15	Verbs	
	6	L-17	The Tense: Present, Past and Future	
November	8	MCB L-7	The Olympic Games (Q/Ans + Book Exercise)	Activity Students will prepare a chart on Indian Olympians who won medal in Tokyo Olympic 2021 and will write few lines about them. (any four)
	3	Poem	Trees (Q/Ans + Book Exercise)	
	6	Grammar L-18	The Simple Past and Past Continuous tense	
	6	L-19	The Simple Future and Future Continuous tense	
				Writing skill Infomal Letter <ul style="list-style-type: none"> ● Letter to your friend inviting him/her to attend your sister's marriage. ● Slogan writing on 'our saviours

December	8 3 4	MCB L-10 Poem Grammar L-21	Birbal and the Washerman (Reading + Dramatization) A Fairy with Horns (Q/Ans + Book Exercise) Adverbs	Creative skill Poster making Writing Skill <ul style="list-style-type: none"> ● Paragraph writing on “Christmas”, “New year resolutions” ● Story writing (refer to page 143 of grammar book)
January	3 5 4 4	MCB L-9 Poem Grammar L-22 L-23 L-24	Divide and Eat (Q/Ans + Book Exercise) One Look (Reading+ Activity) Prepositions The Interjections Conjunctions	Speaking skill Recite the poem ‘One Look’ Writing Skill <ul style="list-style-type: none"> ● Letter writing (Informal)- Q. ‘You are Nikki/Nikita. Write a letter to your younger brother encouraging him for the final exam preparations.’ ● Comprehension ● Notice Writing(Event) ● Diary Entry (Republic day celebration)
February		TERM 2	REVISION	

Omitted Chapters

L- 20 Modals Auxiliaries

L-16 Agreement of the Verbs with the subject

Poem II Choosing their names

SLYABUS FOR PTs

<p><u>MCB</u></p> <p><u>PT 1</u></p> <p><u>L-1</u> The House with the Golden Windows (Q/Ans+B/Ex+Word meanings)</p> <p>POEM :- Topsy-Turvy land (Q/Ans+B/Ex+Word meanings)</p>	<p><u>GRAMMAR</u></p> <p>L-1, 2, 3, 4</p> <p><u>WRITING SKILLS-</u></p> <ul style="list-style-type: none">• Picture description• Paragraph writing <p><u>READING SKILLS</u></p> <p>Unseen Passage</p>	
<p><u>MCB</u></p> <p><u>PT2</u></p> <p><u>L-2</u> My Early Home [Q/Ans + Book Exercise]</p>	<p><u>GRAMMAR</u></p> <p>L-5,6,7,8</p> <p><u>WRITING SKILL-</u></p> <ul style="list-style-type: none">• Notice Writing• Letter Writing <p><u>READING SKILLS</u></p> <p>Unseen Passage</p>	
<p><u>MCB</u></p> <p><u>SA 1</u></p> <p><u>L-1</u> The House with the Golden Windows (Q/Ans+B/Ex+Word meanings)</p>	<p><u>GRAMMAR</u></p> <p>L- 2,3,4,5,6,7,8,9,10,11,12,13,14</p> <p><u>WRITING SKILL</u></p> <p>ALL THE TOPICS COVERED FROM APRIL- AUGUST</p>	<p><u>ACTIVITY</u></p> <p>Imagine you are the dragon of Hazel valley, write a diary at the end of that day about what happened when you woke up and what you did after you went into the cool dark waters</p>

<p><u>L-2</u> My Early Home(Q/Ans +B/Ex+Word meanings) POEM :- Topsy-Turvey land (Q/Ans+B/Ex+Word meanings) <u>L-4</u> Dragon Rock [Q/Ans + Book Exercise+Word meanings] POEM:- The Tease (Q/Ans+B/Ex+Word meanings)</p>	<p><u>READING SKILLS</u> Unseen Passage</p>	<p>of the lake.</p>
<p><u>MCB</u> <u>PT 3</u> <u>L-6</u> Irah Becomes a Flower Gardener [Q/Ans + Book Exercise]</p>	<p><u>GRAMMAR</u> L-15,17,18 <u>WRITING SKILLS-</u></p> <ul style="list-style-type: none"> ● Diary Entry ● Slogan writing <p><u>READING SKILLS</u> Unseen Passage</p>	
<p><u>FINAL EXAMS</u> <u>MCB</u> <u>L-6</u> Irah Becomes a Flower Gardener [Q/Ans + Book Exercise+Word meanings) POEM :- Trees (Q/Ans + Book Exercise+Word meanings) <u>L-8</u> A Fairy with Horns (Q/Ans + Book Exercise+Word meanings) <u>L-7</u> The Olympic games (Q/Ans + Book</p>	<p><u>GRAMMAR</u> L-15,17,18 19,21,22,23,24 <u>WRITING SKILL</u> ALL THE TOPICS COVERED FROM OCTOBER-FEBRUARY <u>READING SKILLS</u></p>	<p><u>ACTIVITY</u> Prepare a slogan on “ Save Water”</p>

Exercise+Word meanings) L-9 Divide and Eat (Q/Ans +Book Exercise+Word meanings)	Unseen Passage	
--	----------------	--

MARKING SCHEME

PERIODIC TEST(I, II)	PERIODIC TEST (III)	TERM
TOTAL MARKS-30	TOTAL MARKS-40	TOTAL MARKS-100
SUBJECTIVE-20 MARKS Comprehension-3 marks MCB-5 marks Grammar- 4 marks Writing-3 marks Dictation-2.5 marks Reading-2.5 marks	SUBJECTIVE-30 MARKS Comprehension-5 marks MCB-8 marks Grammar- 6 marks Writing-6 marks Dictation-2.5 marks Reading-2.5 marks	WRITTEN-80 Marks Comprehension-20 marks MCB-20 marks Grammar- 20 marks Writing-20 marks
PSA-10 5 MCQ's FROM MCB 5 MCQ's FROM GRAMMAR	PSA-10 5 MCQ's FROM MCB 5 MCQ's FROM GRAMMAR	Oral-20 Marks

मॉडर्न स्कूल				
हिंदी पाठ्यक्रम (2023- 24)				
कक्षा- चार				
हिंदी पाठ्यपुस्तकें:- (i)अमोली हिंदी पाठमाला (फुल मार्क्स)				
(ii) व्याकरण संबोध (मधुबन)				
: मास	पाठ्यपुस्तक अमोली	व्याकरण संबोध	व्यवहारिक व्याकरण	रचनात्मक कार्य
अप्रैल	पाठ-1 मुझको तुम अच्छी लगती हो संपूर्ण कविता व पठित काव्यांश	पाठ -1 भाषा	विलोम शब्द 1 से 12 सुख से सुबह तक , अनुच्छेद खेल और स्वास्थ्य,अपठित गद्यांश	पवन और आंधी में अंतर स्पष्ट कीजिए ।व्याकरण पाठ -1 मौखिक व लिखित भाषा के चार-चार चित्र चिपकाकर भाषा का रूप लिखें ।
	पाठ 2 भीतरी ताकत(संपूर्ण)			व्याकरण पाठ वर्ण विचार से किन्ही पाँच मित्रों के नाम का वर्ण विच्छेद करो।
मई	पाठ-3 दो फूल संपूर्ण	पाठ-3 शब्द	पर्यायवाची शब्द (अध्यापक से मित्र तक)औपचारिक पत्र (अवकाश से सम्बन्धित)अशुद्धि शोधन (पेज102 से 1 से 24 तक)	विभिन्न प्रकार के फूलों के चित्र कॉपी में चिपकाएं और विद्यालय के आँगन में खिलें विभिन्न फूलों के नाम जानें।
जून	ग्रीष्मकालीन अवकाश			

जुलाई	पाठ-4 चाणक्य का न्याय(केवल पठन)पाठ-5 मुल्ला की सूझ-बूझ संपूर्ण	पाठ-4 वाक्य,पाठ -5 संज्ञा	वाक्यांश के लिए एक शब्द (दैनिक से खिलाड़ी तक)मुहावरे 1 से 12 वाक्य ,अनुच्छेद लेखन वृक्ष:हमारे मित्र ।	व्यक्तिवाचक ,जातिवाचक तथा भाववाचक संज्ञा शब्दों के 4-4 चित्र अपनी कॉपी में चिपकाएं ।
अगस्त	पाठ-6 खेल खेल में (कविता)व पठित काव्यांश , पाठ- 7आनंद त्योहार का(केवल पठन)	पाठ- 6 लिंग	विलोम शब्द (1-14, अच्छा से मुश्किल तक) ओपचारिक पत्र (:फ्रीस माफी से संबंधित)अपठित गद्यांश,चित्र वर्णन,अनेकार्थी शब्द(1 से6 तक)	छात्रों को पुलिंग व स्त्रीलिंग शब्दों से परिचित करवाना। (दो दल बनाएँ-लड़के पुलिंग शब्द से वाक्य बनाएँगे और लड़कियाँ उसे स्त्रीलिंग से बनाएँगी।
सितंबर	पुनरावृत्ति कार्य TERM 1 अप्रैल से अगस्त तक के संपूर्ण पाठ्यक्रम का अभ्यास ।			
अक्टूबर	पाठ-8सुप्रिया (केवल पठन), पाठ-9 चतुर चरवाहा संपूर्ण।	पाठ-7 वचन	अनेकार्थी शब्द(7 से11),मुहावरे दाल में काला से उल्लू बनाना ,पर्यायवाची 1 से14चांद से आकाश तक)अनौपचारिक पत्र-बधाई से संबंधित	छात्र सुप्रिया पाठ के किसी भी पात्र की भूमिका करके दिखाएँगे।कारक और विभक्ति चिन्ह को तालिका के रूप में कॉपी में सजाएं ।
नवंबर	पाठ-10औरों के लिए जिओ । पाठ - 11गुलाबी नगरी संपूर्ण	पाठ-9सर्वनाम	विलोम शब्द(हंसना से आदान तक),वाक्यांश के लिए एक शब्द(सूर्य का निकलना) से (जो	सर्वनाम शब्दों जैसे मैं ,वह आदि शब्दों को एक चित्र के रूप में प्रस्तुत करना जैसे_मैं-हम दीपावली के पर्व का महत्व

			कभी ना मरे तक), अपठित गद्यांश ,अनुच्छेद समय का महत्व।	बताते हुए चित्र वर्णन।
दिसंबर	पाठ 12 दादा जी की चौपाल (केवल पठन)पाठ -13 चोट (कविता) व पठित काव्यांश।	पाठ-10 विशेषण,पाठ - 11 क्रिया	अनुच्छेद लेखन-मेरा प्रिय त्योहार अशुद्धि शोधन,(पेज103 से 1 से 10 तक)चित्र वर्णन ,विलोम शब्द-ज्ञान से उपस्थित तक।	अपने दादा/दादी/नाना/नानी द्वारा सुनी कोई कहानी कक्षा में सुनाओ। बच्चों को घर से लाकर कोई ऐसी वस्तु कक्षा में प्रदर्शित करनी होगी जिसमें विशेषण शब्द हो।
जनवरी	पाठ-14 बंटी और कंप्यूटर	पाठ -12 काल	वाक्यांश के लिए एक शब्द- (मांस खाने वाले) से (कम खर्च करने वाला तक ,अनुच्छेद-समय का महत्व,अनौपचारिक पत्र -निमंत्रण संबंधी), अपठित गद्यांश।	बिगों गतिविधि-छात्र को एक गतिविधि जार में रखी चिट से मिलेगी और वह इस गतिविधि को करके दिखाएगा व अन्य छात्र उस गतिविधि का नाम बताएँगे।
फरवरी	पुनरावृत्ति कार्य			
विशेष:- अमोली पाठ-4,7,8,12 (केवल पठन हेतु) व्याकरण पाठ-2,8,13,18, इन सभी पाठों में से परीक्षा में प्रश्न नहीं पूछे जाएँगे। इन्हें केवल रचनात्मक गतिविधियों में शामिल किया जाएगा।				
पी. टी. :-1 पाठ्यक्रम				
आमोली पाठ-2(भीतरी ताकत)व्याकरण -अशुद्धि शोधन पेज 102 से (1 से 10 तक),पाठ -1 भाषा,व्यवहारिक व्याकरण-विलोम शब्द- (सुख से सुबह तक),अपठित गद्यांश।				
(अंक विभाजन पी. टी.-1) कुल अंक 30 बहुविकल्पीय-10 अंक लिखित-15 अंक (आमोली -5 अंक व्याकरण -5 अंक अपठित गद्यांश/ पत्र-5 अंक)श्रुतलेख2.5+ रचनात्मक कार्य2.5 अंक				

पी.टी. :-2 पाठ्यक्रम

आमोली पाठ-3 दो फूल, व्याकरण पाठ-3 शब्द, व्यावहारिक व्याकरण -वाक्यांश के लिए एक शब्द दैनिक से खिलाड़ी तक),ओपचारिक पत्र -अवकाश से संबंधी।

(अंक विभाजन पी. टी.-2) कुल अंक 30 बहुविकल्पीय-10 अंक लिखित-15 अंक (आमोली -5 अंक व्याकरण -5 अंक अपठित गद्यांश/ पत्र-5 अंक)श्रुतलेख 2.5+ विषय संवर्धन गतिविधि 2.5 अंक ।

अर्धवार्षिक पाठ्यक्रम

आमोली पाठ-1 ,2,3,5,6व्याकरण पाठ 1,3,4,5,6 तक ,व्यावहारिक व्याकरण :-अप्रैल से अगस्त तक कराई गई संपूर्ण व्यावहारिक व्याकरण ,ओपचारिक पत्र ,अनुच्छेद ,चित्र वर्णन,अपठित गद्यांश और पठित काव्यांश

अर्धवार्षिक/वार्षिक अंक विभाजन :- लिखित-80 अंक भाग (क)

अपठित गद्यांश 10 अंक

पठित काव्यांश 10 अंक

भाग (ख)

प्रश्नोत्तर-2×5=10

शब्दार्थ-1×3=3

अन्य अभ्यास(खाली स्थान ,सही- गलत ,एक शब्द में उत्तर व अन्य)

1×7=7

भाग(ग)

व्याकरण-10 अंक

व्यावहारिक व्याकरण-10अंक

भाग (घ)

पत्र-7अंक

अनुच्छेद-7अंक

चित्र वर्णन-6अंक

मौखिक अंक -कुल 20 अंक i)कक्षाकार्य/गृहकार्य-5अंक

ii)विषय संवर्धन गतिविधियाँ-5अंक

iii)पठन-पाठन-2.5अंक

iv)श्रुतलेख-2.5अंक

v)सुलेख-2.5अंक

vi)कविता-2.5

पी. टी. :-3 पाठ्यक्रम

आमोली पाठ-9 चतुर चरवाहा व्याकरण पाठ- 7वचन व्यवहारिक व्याकरण- पर्यायवाची शब्द प्रकृति से संबंधी (1 से 10), विलोम शब्द (हँसना से आदान तक) ,अनुच्छेद मेरा प्रिय त्योहार

अंक विभाजन:- . पी . टी.-3 कुल अंक -40 बहुविकल्पीय प्रश्न-10 अंक आमोली-10 अंक, व्याकरण-10 अंक, अनुच्छेद-5 अंक , श्रुतलेख2.5 अंक+ विषय संवर्धन गतिविधि 2.5 अंक

वार्षिक पाठ्यक्रम

आमोली पाठ-9,10,11,13,14,व्याकरण पाठ-7,9,10,11,12 तक ,व्यावहारिक व्याकरण :- अक्टूबर से फरवरी तक कराई गई संपूर्ण व्यवहारिक व्याकरण ,पत्र ,अनुच्छेद ,चित्र वर्णन ,अपठित गद्यांश और पठित काव्यांश।




Modern School Session (2023- 2024)

Subject-Mathematics Class - IV

Book Prescribed - (Maths Ace, Prime)

ANNUAL SYLLABUS

MONTH	CHAPTE R NO.	CHAPTER NAME	ACTIVITY	DISTRIBUTIO OF PERIOD
--------------	-------------------------	---------------------	-----------------	----------------------------------

<p>April / May</p>	<p>Chapter-1</p>	<p>Large Numbers</p> <ul style="list-style-type: none"> • 5- Digit Numbers • Reading and writing large numbers • 6- Digit Numbers • Successor and predecessor • Comparison of Numbers • Forming greatest and smallest number • Rounding off • International place value system • Roman numerals • Mental Maths 	<p>FUN ACTIVITY (NEP) – SST</p> <p>Find out the population of four major cities in your state. Write the number names for each. Also, arrange the population in ascending and descending order.</p> <p>INTELLIGENCE QUOTIENT (HOTS)</p> <p>1. Which of the following data should never be considered for rounding off?</p> <ol style="list-style-type: none"> a. Population of India b. Your age c. Your marks in maths d. Flight departure time. <p>2. I am a 6-digit number. All my digits are the same. The sum of all the digits after being subtracted from the largest 6-digit number is 6.</p>	<p>14</p>
	<p>Chapter-2</p>	<p>Addition</p> <ul style="list-style-type: none"> • Addition of large numbers, • Properties of addition • Addition in real life • Mental maths. 	<p>FUN ACTIVITY (NEP)</p>  <p>Highways are important roads that join cities and towns. Highways provide connectivity for transporting people as well as goods across long distances effectively.</p> <p>The Golden Quadrilateral (GQ) is a network of highways in India. It consists of four express highways Delhi to Kolkata, Kolkata TO Chennai, Chennai to Mumbai and Mumbai to Delhi. The lengths of these highways are 1453km; 1684km ;1290 km; and 1419km respectively. Find the total length of the highways in the GQ.</p>	<p>11</p>

JULY

MAT(01)

Chapter-3

Chapter-4

LOGICAL REASONING:NUMBER AND LETTER SERIES

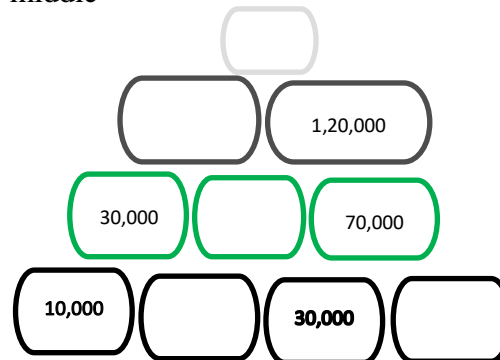
Subtraction

- Subtraction of large number
- Properties of subtraction
- Subtraction in real life
- Verifying subtraction by addition
- Mental maths

Enrich your Intelligence quotient



1. Fill in the empty boxes in such a manner that the sum of the numbers in the two adjacent boxes add up to the number in the box which placed in middle



and above of these two boxes.

Enrich Emotional Quotient

Life Skill and Values :

An old age home requires Rs 5,24,731 to meet its monthly expenses. It received a donation of Rs 2, 34,848 from different sources. It also collected Rs 1,86,748 from the sale of different handicrafts produced by the elder people who lived in that the sale of different handicrafts produced by the elder people who lived in that old age home. How much more money is required to meet the expenses?

Students should also donate some money for the betterment of elder people and help them.


2

12

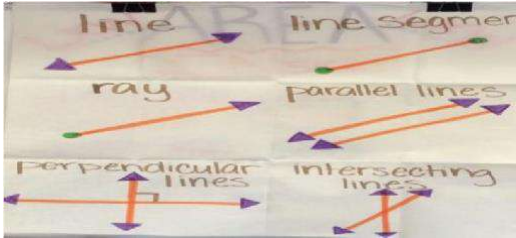
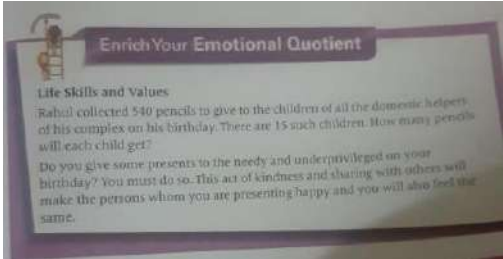

14

Multiplication

- Multiplication of large numbers
- Properties of multiplication
- Multiplication using expanded form





<p>August</p>	<p>MAT (02)</p> <p>Chapter-8</p>	<ul style="list-style-type: none"> • Multiplication by multiples of 10,000 and 1000 • Multiplication in real life. • Mental maths <p>ODD ONE OUT</p> <p>Geometry</p> <ul style="list-style-type: none"> • Points, Lines, Line segments & Rays • Measuring a line segment • Drawing a line segment. • Open and closed figure • Polygons • Circle 	<p>2</p> <p>12</p> 	<p>2</p> <p>12</p>
<p>September</p>	<p>Chapter-5</p>	<ul style="list-style-type: none"> • Mental maths <p>Division</p> <ul style="list-style-type: none"> • Division of large numbers • Properties of division • Division by 10, 100 and 1000 • Division in real life • Mental maths <p>Revision of SA1 Syllabus</p>	<p>12</p>  <p>Project-1: Roll Number 1 to 15 – Draw symmetrical shapes of alphabets on</p>  <p>A4 size sheet.</p>	<p>12</p>

Roll Number 16to 32 – Draw line of symmetry of geometrical shapes using folding paper with the dotted line on A4 size sheet .(use your creativity)



October

Chapter-6

Multiples and Factors

- Multiples
- Common multiples
- Factors
- Prime and composite number
- Prime factorization
- Common factors
- Test of divisibility(Activity)
- Mental maths

Activity : Test of divisibility Rules
(Draw divisibility rules in A4 size sheet)

Divisibility Rules

- ÷ 2**: The last digit is even (0,2,4,6,8)
- ÷ 3**: The sum of the digits is divisible by 3
- ÷ 4**: The last 2 digits are divisible by 4
- ÷ 5**: The last digit is 0 or 5
- ÷ 6**: The number is divisible by 2 and 3
- ÷ 7**: If you double the last digit and subtract it from the rest of the number and the answer is 0 or divisible by 7
- ÷ 8**: The last three digits are divisible by 8
- ÷ 9**: The sum of the digits is divisible by 9
- ÷ 10**: The number ends in 0

Divisibility Rules (Tests)

Number	By 2	By 3	By 4	By 5	By 6	By 7	By 8	By 9
(i) 28			Yes					
(ii) 36								
(iii) 58								
(iv) 144								
(v) 303						NO		
(vi) 756								
(vii) 1000								
(viii) 8000								
(ix) 1455				Yes				

16

November

Chapter-7

Fraction

- Fraction
- Equivalent fraction
- Reducing fractions to their lowest terms
- Like and unlike fraction
- Proper, improper and Mixed fraction
- Addition of like fraction
- Subtraction of like fraction
- Mental maths

Measurement

- Metric System
- Conversation of metric units

3. Give one more fold to the already folded paper. Unfold the paper and draw a dotted line along the second fold as well.

4. Count the total number of equal parts into which the square has been divided.

5. Also count the number of parts shaded and write the fraction for it.

Observation:
As you can see, the fractions $\frac{1}{2}$ and $\frac{2}{4}$ represent the same portion of the square sheet of paper. So, $\frac{1}{2}$ and $\frac{2}{4}$ are equivalent fractions. Find out other equivalent fractions of $\frac{1}{2}$ by folding the square sheet further and writing the fraction for the shaded part.

14

Maths Lab Activity

Aim: To reiterate the concept of equivalent fractions

Materials required: Square sheet of paper and colours

Method:

1. Fold the square sheet diagonally to make two equal parts. Draw a dotted line along the fold.
2. Shade one part and write the fraction for it.

Enrich your happiness Quotient

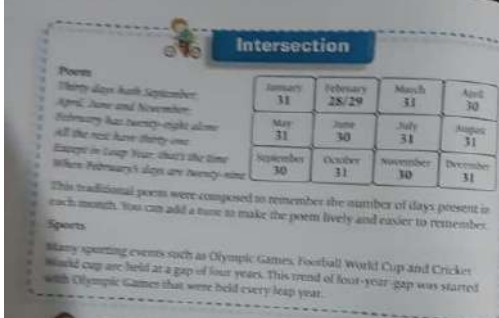
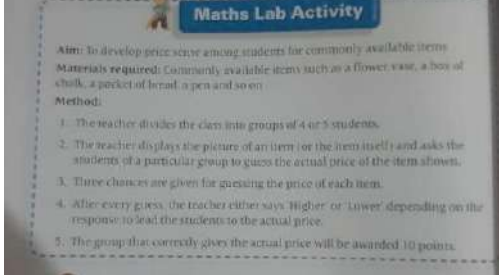
Fun time

Find the height and weight of any ten students in your class.

10

Chapter-9

- | | | | | |
|--|--|---|--|--|
| | | <ul style="list-style-type: none">• Addition of Metric units• Measurements in real life• Mental maths | | |
|--|--|---|--|--|

December	MAT-03	<p>(refer Ex.12.4)</p> <p>Geometry</p> <ul style="list-style-type: none"> • • Solid Shapes • Perimeter Area 	<p>Intersection with social science</p> <p>Social studies</p> <p>Which state of India has the largest area ? Also find out the name of union territory of India having the largest area.</p>	2
January	Chapter-10	<p>Time</p> <p>Units of time</p> <ul style="list-style-type: none"> • • Conversion of Time units • • A.m. and P.m. • • 24 hour clock • • Addition of time • Subtraction of time • Time duration in hours and minutes • Calender(10.5 only_ Mental maths 		12
February	Chapter11	<p>Money</p> <ul style="list-style-type: none"> • • Units of Money • Operation on money Unitary method 		14
		<p>on of SA- syllabus 2</p>		

Project 2 : Ch-13 Draw a bar graph on A-4 size sheet(Refer Ex 13.2 ,Q.1) PT-1 Syllabus : Chapter-1 and 2 (Ex-2.1 to 2.3)+ MAT-01(Number and letter series)+ Dodging tables (2 to 15) + activity

PT-2 Syllabus : Chapter -3 (Ex 3.1 to 3.4) and chapter- 4 (Ex 4.1 to 4.5) Ex 4.4 and 4.6 omitted+ dodging tables(2 to15 + activity

Syllabus of half yearly

Orals : Important facts of Ch-1,2,8 + dodging tables (2 to 15) + Project -1

Written : Chapter -1, 2 (Ex-2.1 to 2.3), 3 (Ex 3.1 to 3.4), 4 (Ex 4.1 to 4.5) (Ex 4.4 and 4.6 Omitted) , 5 (Ex 5.1 to 5.4),8 (Ex 8.1 to Ex8.4- drawing a circle -omitted)+ MAT -02(Odd one out)

Pt-3 Syllabus : Chapter- 6(Ex 6.1 to 6.4) and 7 (Ex 7.1 to 7.6)+ dodging tables(2 to 15) + activity

Syllabus of Annual Exams :

Orals : important facts of 6,8,9,10 + Dodging tables 2 to 20 + Project-2

Written : Chapter 6 (Ex 6.1 to Ex 6.4) , 7(Ex 7.1 to 7.6) ,8 (ex 8.5, 8.7 8.8) ,9, 10(10.1 to 10.5), 11(Ex 11.1 to 11.3) + MAT -03 Coding (refer Ex 12.4)

Note: Questions of 1 Marks, 2 Marks, 3Marks only
PT 1: PSA=10(7 Questions +3 MAT-01) + Written=15(2Marksx3)(3Marksx3)+Dodging Tables=2.5 +Activities =2.5 Total=30
PT 2: PSA=10 + Written=15(2Marksx3)(3Marksx3)+Dodging Tables=2.5 +Activities =2.5 Total=30
PT 3: PSA=10 + Written=25(1Mark x 5)(2Marks x 4)(3 Marks x4)+Dodging Tables=2.5 +Activities =2.5 Total=40

*PSA Should be MCQ Based

MODERN SCHOOL

MATHS BLUE PRINT

Session 2022 - 2023

CLASS 4

HALF YEARLY EXAMINATION QUESTION PAPER

S. No	Chapter	1 Mark	2 Marks	3 Marks	4 Marks	TOTAL
1	Ch-1 Numbers	1+1	1	1+1	1	14
2	Ch 2 Addition(Ex 2.1-2.3)	1+1	1	1	1	11
3	Ch 3 Subtraction (Ex 3.1 to 3.4)	1	1+1	1	1	12
4	Ch 4 Multiplication(Ex 4.1 to 4.5)	1+1	1	1+1	1	14
5	Ch 5 Division Ex 5.1 - 5.4	1	1+1	1	1	12
6	Ch 8 Geometry (Ex 8.1 - 8.4)	1+1	1+1	1+1		12


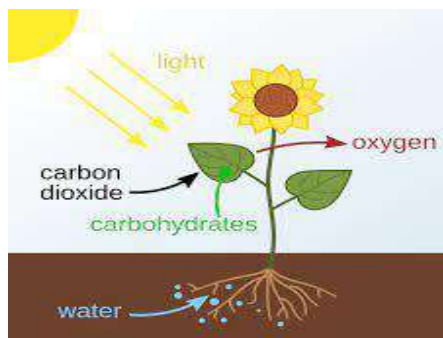
7	MAT	5	--	--	--	5
8	Oral	--	--	--	--	20
	TOTAL					100




ANNUAL EXAMINATION QUESTION PAPER

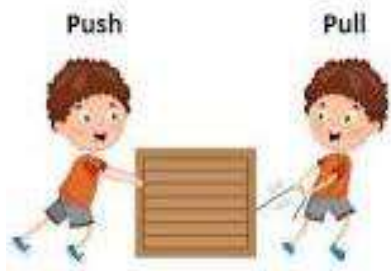
S. No	Chapter	1 Mark	2 Marks	3 Marks	4 Marks	TOTAL
1	Ch 6 Multiples and Factors (Ex 6.1 to 6.4)	1+1	1+1	1+1	1	16
2	Ch 7 Fractions (Ex 7.1-7.6)	1+1	1	1+1	1	14
3	Ch 8 Geometry (Ex 8.5, 8.7.8.8)	1	1+1	1	1	12
4	Ch 9 Measurements	1+1	1	1	1	11
5	Ch 10- Time (Ex 10.1 to 10.5)	1	1+1	1	1	12
6	Ch 11 Money(Ex 11.1-11.3)	1+1	1	1+1		10
7	MAT	5	--	--	--	5
8	Oral	--	--	--	--	20
	TOTAL					100

TERM -I (April-September)

MONTH	CHAPTER NO.	CHAPTER NAME	ACTIVITIES
APRIL-MAY	1	Plants -The Source of Food	<p>ACTIVITY-</p> <p>1. Do an activity to observe the effect of sunlight on the growth of the plant. And write the observations on an A4 size sheet .</p> <p>EXPERIMENTAL LEARNING: Plant the seed in a pot and observe the growth of the plant.</p>
	2	Adaptation in Plants	<p>ACTIVITY</p> <p>1. Make a list of plants that live in different habitat and paste their pictures as well.</p> <p>2. Divide the class in three groups and find out different plants found in different habitats of neighbouring states . Discuss in the class among the students.Make a list on A4 Sheet.</p>





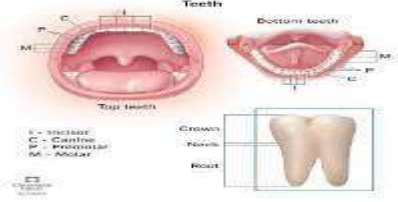
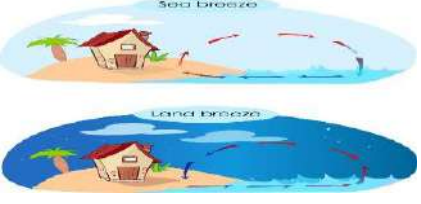

JULY	5	<p>Our body -Food and digestion</p> 	<p>. ACTIVITY: 1. List all the food items you eat in one day. Find out the nutrients each food conatins. Does the food you eat make up a balanced diet?</p> <p>2. Make a birthday menu and include 10 nutritious food and 10 junk food items. Compare its nutritional Value in a tabluar manner.</p>
	7	<p>The clothes we wear</p> 	<p>ACTIVITY: 1. Collect pieces of 3 different kinds of fabrics. Paste them on A4 size sheet. Feel them and observe the differences between them.</p> <p>2. Collect pictures of traditional dresses worn by people in different parts of our country. Paste those pictures on A4 sheet.</p> <p>EXPERIMENTAL LEARNING- Find out which material absorbs more water and discuss that in the class.</p>
AUGUST	10	<p>Water -A wonderful liquid</p> 	<p>ACTIVITY- 1.Find out and write about the waterborne diseases and how you can prevent them.</p> <p>2. Carry out a water awareness campaign in the schoolMake a posters about the various ways in which we can save water.</p>

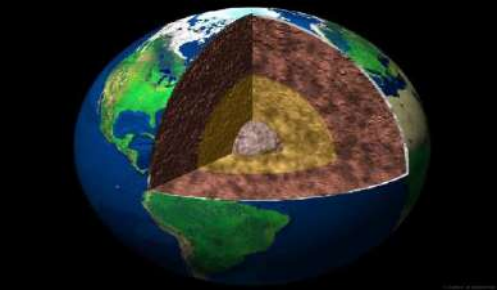
13	<p>Force, work and Energy</p> 	<p>ACTIVITY: Write an essay on the topic ' Friction : A necessary Evil" and discuss it with the teacher.</p> <p>EXPERIMENTAL LEARNING: Make a list of simple machines that we use in our home on the chart paper. Classify them under the main types that you have read about.</p>
----	---	--

<p>TERM 1 PROJECT</p> <p>Make a Model of Digestive system with dough or clay</p>	<p>Short notes</p> <ol style="list-style-type: none"> 1. Photosynthesis 2. Care of clothes 3. Components of Food 4 Uses of water <p>ACTIVITY: 1.You have learnt the symbol for recycled products. Find out the symbols for organisation involved in taking care of the environment and draw them on a A4 size sheet. (LESSON -8)</p>
---	---

TERM II (October-March)

MONTH	CHAPTER NO.	CHAPTER NAME	ACTIVITIES
OCTOBER	3	<p>Adaptation in animals</p> 	<p>ACTIVITY: 1. Explore how arctic animals stay warm in icy water. Step1: Take an ice bucket filled with ice cubes. Step 2 : Put Your fingers into the ice cubes. Step 3: Now wear rubber gloves on your hands and then put fingers in ice cubes. Now wear biker's gloves and repeat the activity. Write how do you feel in each case. In which case do you not feel the cold easily?</p> <p>2. Write a story about some interesting adaptations of the animals that you like the most.</p>
	4	<p>Reproduction in animals</p> 	<p>ACTIVITY: Write a short story on the different stages of a butterfly. Discuss the story with your teacher and read it in the class.</p> <p>LAB VISIT: To show the specimen on the life of cockroach or butterfly.</p>

NOVEMBER	6	<p>Our teeth</p> 	<p>VISIT: Visit to a dentist and discuss common dental problems in children.</p> <p>ACTIVITY: Make a chart on the different types of teeth and the parts of the tooth.</p>
	11	<p>How does weather change ?</p> 	<p>ACTIVITY: Write down the difference between land breeze and sea breeze on A4 sheet.</p> <p>EXPERIMENTAL LEARNING : Make a chart showing weather on each day. Use weather symbols. Bring the chart to school and note down how many sunny days and rainy days in the month. Use this chart to describe the season of that month</p>
DECEMBER	12	<p>Materials and their properties</p> 	<p>.EXPERIMENTAL LEARNING Q1 Demonstrate the different properties of water in class Q2 Add a few drops of red and yellow inks in a glass of water. Observe how the colour spreads in the water. It happens because the molecules of the colour find space between the molecules of water and completely mix with it.</p> <p>STATES OF MATTER- MOTHER EARTH</p> <p>Design a poster with crayon colours depicting the amazing variety of solids, liquids and gases</p> <p>SOLIDS- Rocks and mountains</p> <p>LIQUIDS- Oceans, seas, rivers</p> <p>GASES oxygen and carbon dioxide</p>


JANUARY	14	<p>Earth and The solar system ?</p> 	<p>.ACTIVITY</p> <p>Divide the class into groups .Each group should search the internet and make a folder on the following topics</p> <ol style="list-style-type: none"> 1.NASA s mission to Mars. 2 Mangalyaan- India s leap into space and technology. 3 Voyages to the moon. 4 conditions on the moon 5 Interesting facts about the sun. <p>Q2 Why is pluto a dwarf planet ?</p>
<p>TERM 2 : PROJECT Make a model on layers of Earth</p>		<p>Short notes:</p> <ol style="list-style-type: none"> 1. Adaptation based on habitat 2 care of our teeth 3 States of matter 4 solar system <p>ACTIVITY: 1 Teacher will display a first aid kit to the class and also discuss reasons for having first aid kit. Student will make a collage of all the items required for the first aid box.(LESSON -9)</p>	
TERM-1			
L-1,2,5,7,10,13			
TERM-2			
L-3,4,6,11,12,14			
SYLLABUS PT-1			
L-1 and 2 with all ex ,Q/Ans ,diagrams,assignments and work done in note books			
SYLLABUS PT-2			
L- 5 and 7 with all ex ,Q/Ans,diagrams,assignment and work done in note books			
SYLLABUS PT-3			
L- 3, 4 and 6 with all ex ,Q/Ans ,diagrams ,assignment and work done in note books			
MARKING SCHEME FOR TERMS			
TOTAL MARKS -100			
Oral-20 (viva -10 marks, project -5 marks, note book – 5 marks) Written -80			
Answer in one word-1X 10=10 Fill in the blanks-1X8=8			
Match the following-1X5=5 Choose the correct option-1X5=5 Short Q/Ans- 2X8=16			


Long Q/Ans-3X5=15 Short notes-4X2=8 True-False-1X8=8 Diagrams-2X 2.5=5	
MARKING SCHEME FOR PTS -1,2	
Marking scheme TOTAL MARKS – 30	
Fill up/one words- 3 marks	
Short Q/Ans -2X3=6 (INCLUDING ONE DIAGRAM) Long Q/Ans-3X 2=6	
viva-5 marks	
PSA- 10 MARKS (MCQ BASED)	
MARKING SCHEME FOR PT-3	
Marking scheme TOTAL MARKS – 40	
Fill up/one words- 6 marks	
True-False,Match the following- 5 marks Short Q/Ans -2X4=8 (INCLUDING ONE DIAGRAM) Long Q/Ans-3X 2=6	
viva-5 marks	
PSA- 10 MARKS (MCQ BASED)	




Modern School
Session 2023 – 2024
Subject – SST
Class – IV

Book Prescribed – Macmillan (Footprints Our Past, Planet, and Society)

TERM I: April to September		
Month	Chapter Name	Activities
April	<p>Chapter 1: Learning about maps (Geography) Cartography: Locate the Indian Ocean, the Bay of Bengal, and the Arabian Sea on the world map.</p> <p>Chapter 12: Government Services (Civics)</p>	<p>Paste Political, Physical, and Thematic maps in the SST notebook to understand the difference between these three</p> <div style="text-align: center;">  <p>maps.</p> </div>

		<p>Make your own emergency government services booklet.</p>
<p>May</p>	<p>Chapter 9: India (Geography) Cartography: Locate neighbouring countries of India, states. Capitals of India</p>	<p>Choose any Indian state and report on the particular state's specialty, like the famous foods, festivals, famous tourist places, etc.</p>
		

		PT 1: Chapters 1 and 12 PT 2: Chapters 5 and 9 Term I: Chapters 1, 12, 9, 5, 14 4, 15
--	--	---

TERM II: October to March		
Month	Chapter Name	Activities
October	<p>Chapter 2: Mountains and Plateaus in India (Geography)</p> <p>Cartography: Show the northern mountains and Mount Everest on the map of India.</p> <p>Chapter 10: Our Government (Civics)</p>	<p>Students will make a report about the different cultures and communities that inhabit the mountains of India.</p> <p>Conduct a mock election in your class and elect a class leader.</p> 
November	<p>Chapter 3: Plains, deserts, and islands in India (Geography)</p> <p>Cartography: Locate any five states that are located in the northern plains. Punjab, Haryana, Uttar Pradesh, Bihar, West Bengal Andaman and Nicobar Islands, Lakshadweep Islands.</p> <p>Chapter 11: Rights and duties (Civics)</p>	<p>Prepare a report on two island groups of India. Mention the unique features of these group of islands. Make your report more attractive by pasting pictures of the islands.</p> <p>Debate Activity: Discuss with your classmates the problem of child labour and why it should not continue.</p>

December

Chapter 6: Soil and mineral resources in India (Geography)

Chapter 7: Forest and Wildlife (Geography)


Collect pictures of metallic and non-metallic objects and paste them on an A-4 sheet.



We have read about endangered animals. Search the internet for the names of five such animals in India. Make a poster on any of them and write a small message on



the poster.

<p>January</p>	<p>Chapter 8: Agriculture and Industries in India (Geography)</p> <p>Chapter 13: Early Civilization (only reading and for activity) (History)</p>	<p>Collect food crops like rice, wheat, millet, and maize samples. Paste them in a scrapbook and write the states and the months they are grown.</p> <p>Draw five pictures of early Egyptian Hieroglyphics and write their meanings on an A-4 sheet.</p> 
<p>February</p>	<p>Revision</p>	<p>Enrichment Activities:</p> <ol style="list-style-type: none"> 1. Industries in India 2. Uses of forest 3. The island groups of India
		<p>PT 3: Chapters 2, 10, 3 Term 2: Chapters 2, 10, 3, 11, 6, 7, 8</p> <p>*HOTS questions will not be asked in the exam.</p>

MARKING SCHEME FOR TERMS (SA 1 AND SA 2) MM: 100

WRITTEN (80 MARKS)

- One word $7 \times 1 = 7$ marks
- Jumble words $5 \times 1 = 5$ marks
- Fill up $5 \times 1 = 5$ marks
- Matching $6 \times 1 = 6$ marks
- True or False $8 \times 1 = 8$ marks
- Short Question $8 \times 2 = 16$ marks
- Long Question $4 \times 3 = 12$ marks
- Short note $2 \times 3 = 6$ marks
- MCQ $10 \times 1 = 10$ marks
- Diagram $1 \times 3 = 3$ marks
- Map $4 \times 0.5 = 2$ marks

ORAL (20 MARKS)

- Notebook 5 marks
- Subject enrichment 5 marks
- oral questions 10 marks

Marking scheme (PT 1 and 2) MM: 30

- MCQ $10 \times 1 = 10$ marks
- Fill up $3 \times 1 = 3$ marks
- Short Question $2 \times 3 = 6$ marks
- Long Question $3 \times 2 = 6$ marks
- Viva/Notebook 5 marks

Marking scheme for (PT3) MM: 40

- MCQ $10 \times 1 = 10$ marks
- Fill up $6 \times 1 = 6$ marks
- Matching $5 \times 1 = 5$ marks
- Short Question $2 \times 4 = 8$ marks
- Long Question $3 \times 2 = 6$ marks
- Viva/Notebook 5 marks



MODERN SCHOOL, VAISHALI

SUBJECT – Computer-2022-23

CLASS IV

PREScribed BOOK – TOUCHPAD 2.1

PUBLISER-ORANGE PUBLICATION

MONTHS	CHAPTER NUMBER	CHAPTER NAME	ACTIVITY	PRACTICALS
APRIL	Chapter-1	Data Storage and Memory	Find out the various types of storage devices used earlier.	Make a Collage of different storages devices
MAY	Chapter-3	More on MS Word 2016	Insert a screenshot in Word document	Activity on Page -40
JULY	Chapter-4	PowerPoint 2016	Create a presentation on Pollution	Activity on Page -56
AUGUST	Chapter-5	More about the Internet	Open any web browser and find out information about different types of search engines.	Activity on Page -69
SEPTEMBER	REVISION FOR HALF YEARLY EXAMINATION			
OCTOBER	Chapter-6	Visual Processing	Uses of maps and directions in real life.	Activity on Page -77
NOVEMBER	Chapter-7	More blocks in Scratch	Create a project on the Topic Yoga and its benefits in Scratch .You have to add music to the project.	Activity on Page -87
DECEMBER	Chapter-8	Creating shapes in Scratch	Find out the information about more blocks like Music, Video Sensing, Text to Speech, etc. Also, compare them with Pen Block.	Activity on Page -96
JANUARY	Chapter-9	Evolution of AI	Find out information about other latest Artificial Intelligence technology which we are using nowadays.	Activity on Page -108
FEBRUARY	REVISION FOR ANNUAL EXAMINATION			

SYLLABUS FOR PT'S

SYLLABUS FOR HALF YEARLY EXAMINATION

PT 1 - CHAPTER-1
PT 2 – CHAPTER -3
PT 3 – CHAPTER- 6

CHAPTER No -1,3,4 and 5 + Page-27,57,58 & 59

SYLLABUS FOR ANNUAL EXAMINATION

****Chapter – 2 Deleted

CHAPTER No:- 6,7, 8 and 9 + Page- 78,109, 110& 111

Marking Scheme:

PERIODIC TEST(I, II, III)	Half Yearly & Final Exam
TOTAL MARKS-20	TOTAL MARKS=50 +50= 100
Fill ups 4	Fill ups 10
True / False 4	True / False 10
Matching 4	Matching 5
MCQ 4	MCQ 10
Q & Ans 4	One word / ABQ 5
	Q & Ans 10
	TOTAL 50
20	PRACTICAL - 50



MODERN SCHOOL
SYLLABUS FOR CLASS IV (2023-2024)
SUBJECT G.K

Prescribed Book: Navdeep Publications: Whizkids

Term 1 – April to September

MONTH	PAGE NOS
APRIL	1 - 10
MAY	11 - 16
JULY	17 - 24
AUGUST	25 - 30
SEPTEMBER	REVISION

PAGE NO	ACTIVITIES
1 -10	Paste the pictures of animals belong to amphibians,mammals, reptiles , insects and birds group.
11 -16	Paste the picture of five flightless birds.
17-24	Paste the pictures of five organ system of human body.
25 -30	Paste the pictures of any five modern inventions with the names of inventors

PT 1- pages 1 to 10

PT 2 - pages11 to 20

Term 1 - pages1 to 30

Term II – October To March

MONTH	PAGE NO
OCTOBER	31 - 35
NOVEMBER	36 - 44
DECEMBER	45- 50
JANUARY	51 - 60
FEBRUARY	REVISION
MARCH	ANNUAL EXAM

PAGE NO	ACTIVITIES
31 – 35	Choose your favorite sports and pick any five sports personalities of the game and paste their pictures on an A4 size sheet.
36-44	Write names of any five animals and their babies.
45 - 50	A visit to Library: Go to Library and take the book of your favorite author from Librarian and read.
51 – 60	Choose any Great Indian Woman, paste her picture and elaborate her achievements on an A4 size sheet.

Term 2- Pages 31 to 60

PTS 1,2,3 MARKING SCHEME

MM -20MARKS

Fill in the blanks-5 marks

Match the column- 5 marks

Identify the given picture -2 marks

Answer in one word – 5 marks

True-False – 3 marks

Marking scheme for Terms

Terms- 50 marks

Answer in one word-10 marks

MCQS based questions-10 marks

Fill in the blanks- 10 marks

Match the column- 8 marks

True-False-7 marks

National Current affairs -5 marks

(MCQS based ONLY)

Topics sports,Human body for Half yearly exams

Topics- Famous personalities, Inventions and inventors for Annual exams

MODERN SCHOOL	
Session 2023-2024	
ART AND CRAFT SYLLABUS	
Class 4	
Books Prescribed	OCEAN ART AND CRAFT
April	Cow
	sailing Ship, Activity - Tractor (Sketch pen and crayons waste),. Apple(Tear & paste)
May	Talking friends
	Cartoon faces
	Activity -Rangoli, peacock (leaves activity)
July	Bird study
	Stay at home corona virus poster
	Activity -Tortoise(crayons waste activity)
	Frog Thermocol ball activity
August	Frog pencil shading
	Silhouette painting
	Independence day
	Activity -Cute Dino (Rubber band activity)
	Spray art
September	Revision all work
October	Sailing Boats
	Cartoon character
	Activity -Lovely design
	Shopkeeper (pulses activity)
November	Gifts, Diwali festival
	Activity -Boy and Girl (mosaic)
	Lion(glazepaper andwool pasting)
December	Christmas tree
	still life
	Activity -Solar system
	Tailor bird(dry grass and leaves)
January	Camel
	Picnic scene
	Activity - Stick plant
February	Warli art
	Gifts
	Activity -cute Village(broom stick, pencil shaving,button)
	Whale paper folding activity
March	Revision all work

